



SHELBY COUNTY






SCHOOL SYSTEM SNAPSHOT: 2020 EDITION*

410 E. College Street | Columbiana, AL 35051 | (205) 682-7000

Superintendent | Dr. Lewis Brooks

Board Members | Aubrey Miller, Peg Hill, Jimmy Bice, David Bobo, Jane Hampton

By the Numbers

	Schools¹	30
	Students/ADM²	20,593
	Free & Reduced Lunch	31%
	Community Eligibility Program	18%
	Number of Route Buses³	308
	State-Funded Buses ⁴	50%
	Students Bused	10,942
	Full-Time Employees	2,683
	Teachers	1,271
	Principals/ Assistant Principals	64
	Counselors	47
	Librarians	32
	Other Certified Employees	57
	Support Personnel	1,212

¹ Schools with enrollment, including Alternative and Career Technical Education
² Average Daily Membership
³ Data collected in FY16 and used for FY18 funding
⁴ Percent of school system bus fleet renewal eligible for state funding
⁵ Calculation excludes Transportation Fleet Renewal and Public School Fund Capital Outlay
⁶ 2017-2018 NEA Rankings of the States



\$15,005,325

Cost of One Month's
Operation⁵

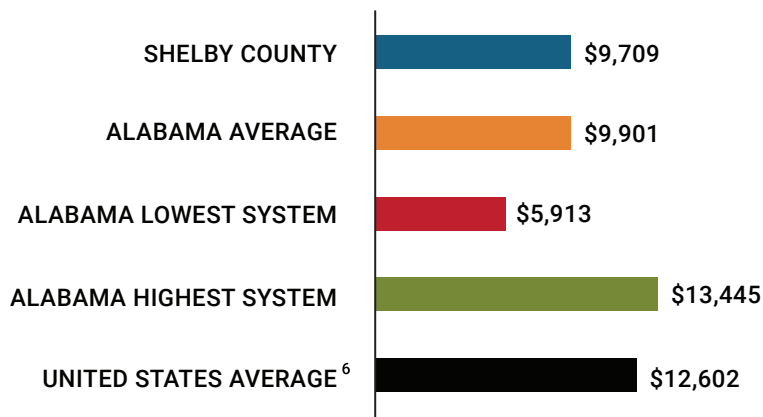


1.96

Number of Months
Reserve Balance

Compare Your School System

Total Per-Pupil Expenditures (PPE)



Shelby County

Per Pupil Expenditures

Federal PPE Rank **129**

State PPE Rank **114**

Local PPE Rank **20**



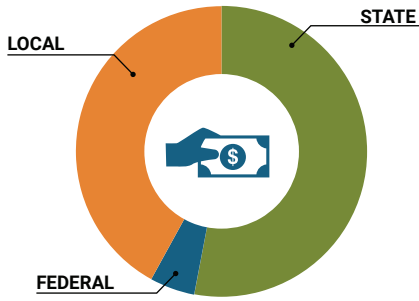
Per Pupil Expenditures among 137 systems

OVERALL SYSTEM RANK 71

* THIS REPORT INCLUDES FISCAL YEAR 2018 DATA

School System Revenue

How was your school system funded?¹



\$119,274,977	STATE	53%
\$11,946,049	FEDERAL	5%
\$95,025,541	LOCAL	42%
— \$17,160,860	Local 10-Mill Match	
\$77,864,681	AVAILABLE LOCAL REVENUE	

VALUE OF 1-MILL For Your School System

\$1,716,086

School System Spending

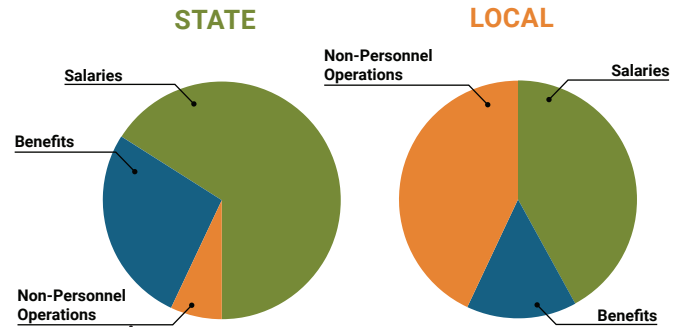
How did your school system spend state & local dollars?¹

	STATE SPENDING ^{2,3}	LOCAL SPENDING ²
Salaries	\$82,486,575	\$25,392,741
Benefits	\$34,892,131	\$9,014,125
Non-Personnel Operations	\$8,173,548	\$26,737,371
TOTAL	\$125,552,255	\$61,144,237

¹ Revenues and expenditures may contain nominal variances

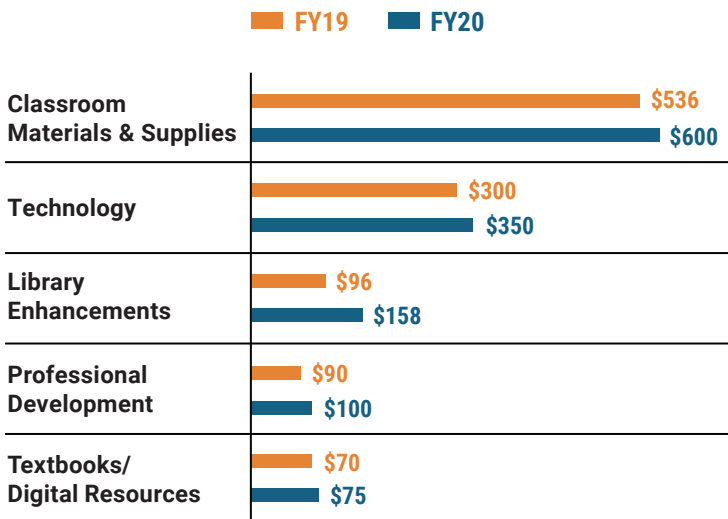
² Does not include debt service or capital outlay

³ Includes 10-mill match

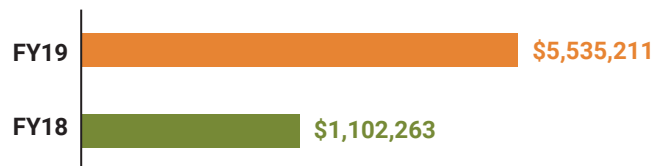


Only 7% of state funding goes to Non-Personnel Operations

Instructional Support



Educational Advancement & Technology Fund⁴



⁴ These one-time supplemental funds may be used for repairs and deferred maintenance, classroom instructional supplies, insurance for facilities, transportation, technology and school safety measures.

System Debt

TOTAL DEBT⁵ \$175,129,354 **DEBT PER STUDENT \$8,504**

⁵ The debt totals in system audit reports may differ due to audit adjustments



ALABAMA ASSOCIATION OF SCHOOL BOARDS

Sally Smith, J.D.
Executive Director

Lissa Tucker, J.D.
Director of Government Relations

43 South Jackson Street
Montgomery, Alabama 36104

1-800-562-0601 | AlabamaSchoolBoards.org

@AlaSchoolBoards Facebook.com/AlabamaSchoolBoards