



RUSSELL COUNTY






SCHOOL SYSTEM SNAPSHOT: 2020 EDITION*

P.O. Box 400 | Phenix City, AL 36868 | (334) 468-5540

Superintendent | Dr. Brenda Coley

Board Members | Eugenia Upshaw, Keith Mitchell, Kenneth Barnes, Ruthie Carpenter, Dillie Elliott, Tommy J. Pugh, Joseph L. Williams

By the Numbers

	Schools¹	8
	Students/ADM²	3,455
	Free & Reduced Lunch	54%
	Community Eligibility Program	41%
	Number of Route Buses³	61
	State-Funded Buses ⁴	75%
	Students Bused	2,547
	Full-Time Employees	448
	Teachers	216
	Principals/ Assistant Principals	14
	Counselors	8
	Librarians	7
	Other Certified Employees	13
	Support Personnel	190

¹ Schools with enrollment, including Alternative and Career Technical Education
² Average Daily Membership
³ Data collected in FY16 and used for FY18 funding
⁴ Percent of school system bus fleet renewal eligible for state funding
⁵ Calculation excludes Transportation Fleet Renewal and Public School Fund Capital Outlay
⁶ 2017-2018 NEA Rankings of the States



\$2,343,125

Cost of One Month's Operation⁵

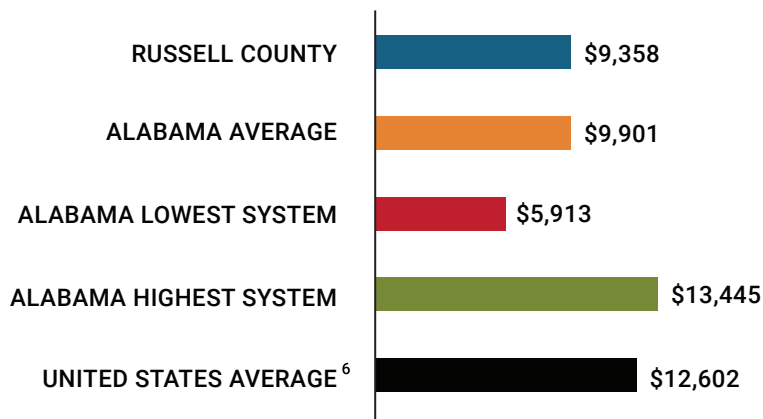


3.41

Number of Months Reserve Balance

Compare Your School System

Total Per-Pupil Expenditures (PPE)



Russell County

Per Pupil Expenditures

Federal PPE Rank **33**

State PPE Rank **74**

Local PPE Rank **103**



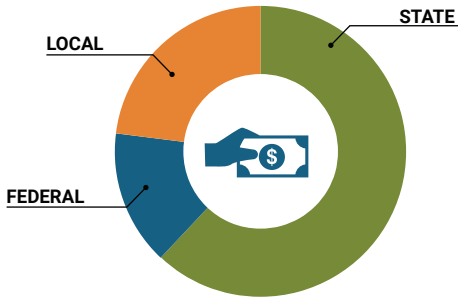
Per Pupil Expenditures among 137 systems

OVERALL SYSTEM RANK 94

* THIS REPORT INCLUDES FISCAL YEAR 2018 DATA

School System Revenue

How was your school system funded?¹



\$21,160,058
\$5,274,710
\$8,074,185
\$2,274,200
\$5,799,985

STATE 61%
FEDERAL 15%
LOCAL 23%
Local 10-Mill Match
AVAILABLE LOCAL REVENUE

VALUE OF 1-MILL
For Your School System

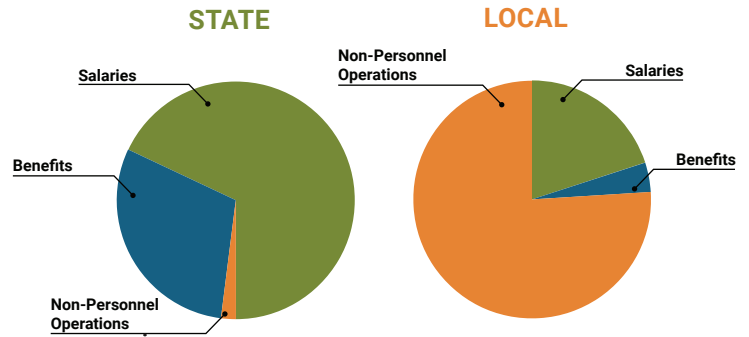
\$227,420

School System Spending

How did your school system spend state & local dollars?¹

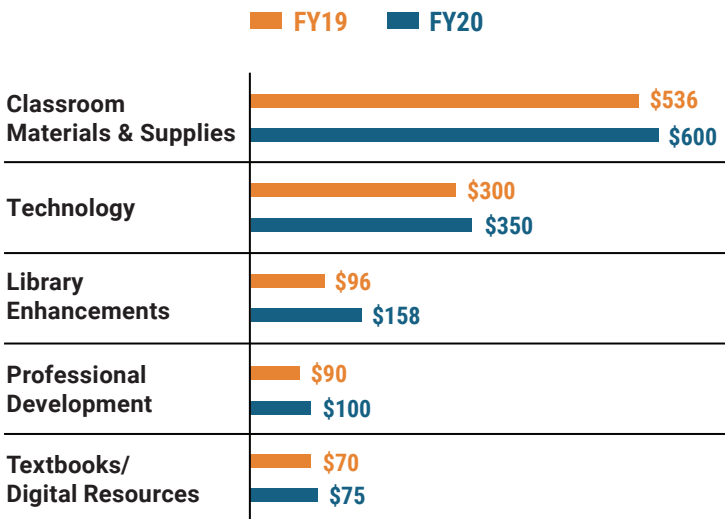
	STATE SPENDING ^{2,3}	LOCAL SPENDING ²
Salaries	\$15,178,397	\$890,843
Benefits	\$6,477,935	\$179,497
Non-Personnel Operations	\$522,313	\$3,395,079
TOTAL	\$22,178,644	\$4,465,419

¹ Revenues and expenditures may contain nominal variances
² Does not include debt service or capital outlay
³ Includes 10-mill match

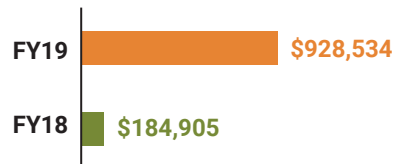


Only 2% of state funding goes to Non-Personnel Operations

Instructional Support



Educational Advancement & Technology Fund⁴



⁴ These one-time supplemental funds may be used for repairs and deferred maintenance, classroom instructional supplies, insurance for facilities, transportation, technology and school safety measures.

System Debt

TOTAL DEBT⁵ \$17,562,139 **DEBT PER STUDENT \$5,084**

⁵ The debt totals in system audit reports may differ due to audit adjustments



ALABAMA
ASSOCIATION OF
SCHOOL BOARDS

Sally Smith, J.D.
Executive Director

Lissa Tucker, J.D.
Director of Government Relations

43 South Jackson Street
Montgomery, Alabama 36104

1-800-562-0601 | AlabamaSchoolBoards.org

@AlaSchoolBoards Facebook.com/AlabamaSchoolBoards