



PERRY COUNTY






SCHOOL SYSTEM SNAPSHOT: 2020 EDITION*

P.O. Box 900 | Marion, AL 36756 | (334) 683-6528, Ext. 1

Superintendent John Heard, III

Board Members Dr. Vera Davis, Donald Nichols, Fransia Foster, Rev. Eulas Kirtdoll, Cheryle L. Thomas

By the Numbers

	Schools¹	2
	Students/ADM²	1,315
	Free & Reduced Lunch	76%
	Community Eligibility Program	81%
	Number of Route Buses³	23
	State-Funded Buses ⁴	70%
	Students Bused	918
	Full-Time Employees	180
	Teachers	87
	Principals/ Assistant Principals	6
	Counselors	3
	Librarians	2
	Other Certified Employees	6
	Support Personnel	76

¹ Schools with enrollment, including Alternative and Career Technical Education

² Average Daily Membership

³ Data collected in FY16 and used for FY18 funding

⁴ Percent of school system bus fleet renewal eligible for state funding

⁵ Calculation excludes Transportation Fleet Renewal and Public School Fund Capital Outlay

⁶ 2017-2018 NEA Rankings of the States



\$955,944

Cost of One Month's
Operation⁵

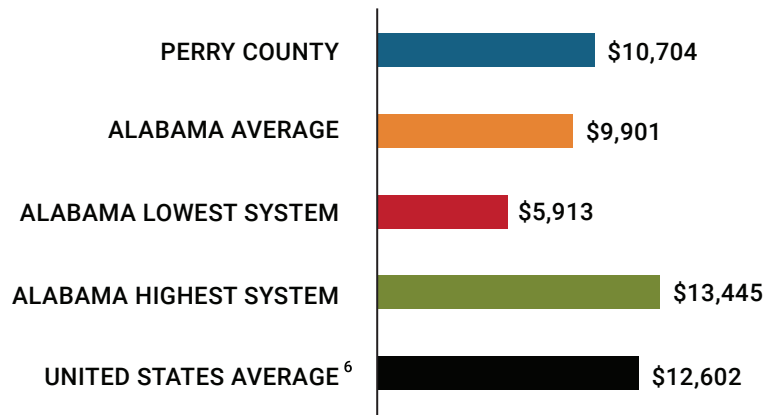


1.05

Number of Months
Reserve Balance

Compare Your School System

Total Per-Pupil Expenditures (PPE)



Perry County

Per Pupil Expenditures

Federal PPE Rank **7**

State PPE Rank **12**

Local PPE Rank **121**



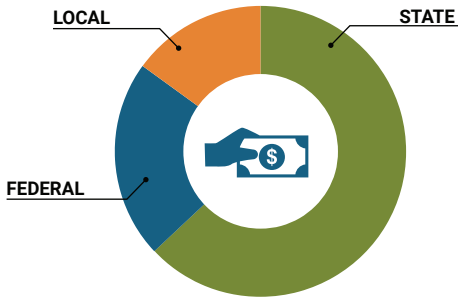
Per Pupil Expenditures among 137 systems

OVERALL SYSTEM RANK 26

* THIS REPORT INCLUDES FISCAL YEAR 2018 DATA

School System Revenue

How was your school system funded?¹



\$9,671,180	STATE	63%
\$3,311,451	FEDERAL	22%
\$2,336,849	LOCAL	15%
— \$861,400	Local 10-Mill Match	
\$1,475,449	AVAILABLE LOCAL REVENUE	

VALUE OF 1-MILL For Your School System

\$86,140

School System Spending

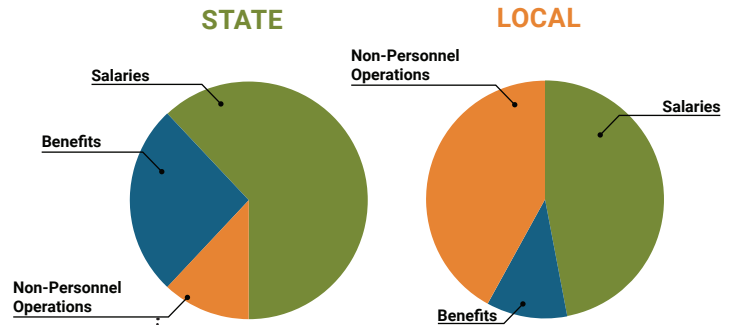
How did your school system spend state & local dollars?¹

	STATE SPENDING ^{2,3}	LOCAL SPENDING ²
Salaries	\$6,218,684	\$298,880
Benefits	\$2,576,238	\$73,569
Non-Personnel Operations	\$1,168,846	\$269,582
TOTAL	\$9,963,768	\$642,031

¹ Revenues and expenditures may contain nominal variances

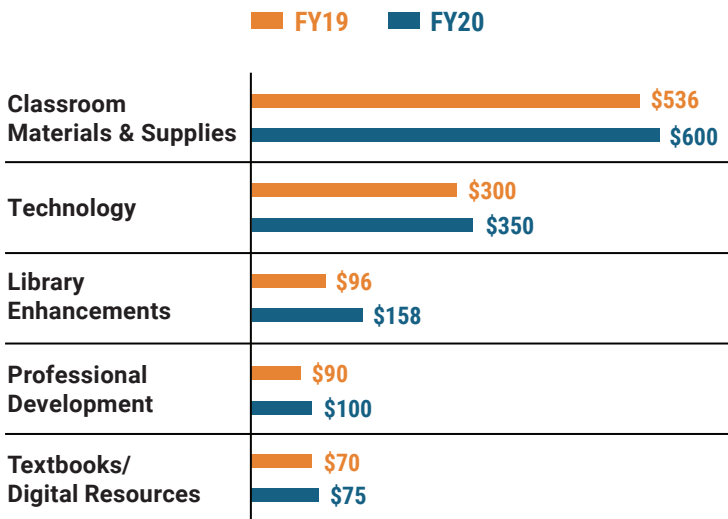
² Does not include debt service or capital outlay

³ Includes 10-mill match

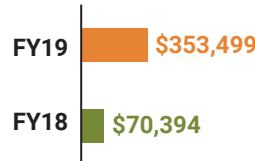


Only 12% of state funding goes to Non-Personnel Operations

Instructional Support



Educational Advancement & Technology Fund⁴



⁴ These one-time supplemental funds may be used for repairs and deferred maintenance, classroom instructional supplies, insurance for facilities, transportation, technology and school safety measures.

System Debt

TOTAL DEBT⁵
\$6,529,140

DEBT PER STUDENT
\$4,965

⁵ The debt totals in system audit reports may differ due to audit adjustments



ALABAMA
ASSOCIATION OF
SCHOOL BOARDS

Sally Smith, J.D.
Executive Director

Lissa Tucker, J.D.
Director of Government Relations

43 South Jackson Street
Montgomery, Alabama 36104

1-800-562-0601 | AlabamaSchoolBoards.org

@AlaSchoolBoards Facebook.com/AlabamaSchoolBoards