









MARENGO COUNTY

SCHOOL SYSTEM SNAPSHOT: 2020 EDITION*

P.O. Box 480339 | Linden, AL 36748 | (334) 295-2231

Superintendent | Luther P. Hallmark
Board Members | Chester Moore, Lynda P. Joiner, Freddie Charleston, Mike McAlpine, Rayvell Smith

By the Numbers

-  **Schools¹** 3
-  **Students/ADM²** 1,000
-  **Free & Reduced Lunch** 80%
-  **Community Eligibility Program** 55%
-  **Number of Route Buses³** 31
 - State-Funded Buses⁴ 77%
 - Students Bused 889
-  **Full-Time Employees** 167
 - Teachers 72
 - Principals/Assistant Principals 4
 - Counselors 3
 - Librarians 3
 - Other Certified Employees 7
 - Support Personnel 78

¹ Schools with enrollment, including Alternative and Career Technical Education
² Average Daily Membership
³ Data collected in FY16 and used for FY18 funding
⁴ Percent of school system bus fleet renewal eligible for state funding
⁵ Calculation excludes Transportation Fleet Renewal and Public School Fund Capital Outlay
⁶ 2017-2018 NEA Rankings of the States



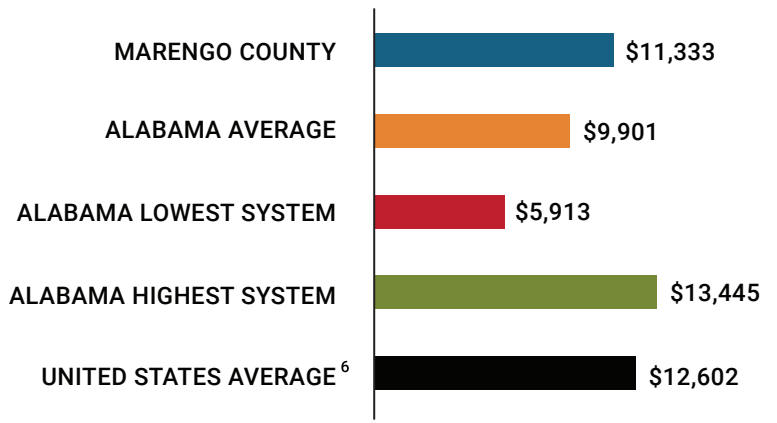
\$787,689
 Cost of One Month's Operation⁵



0.81
 Number of Months Reserve Balance

Compare Your School System

Total Per-Pupil Expenditures (PPE)



Marengo County

Per Pupil Expenditures

Federal PPE Rank 13
State PPE Rank 3
Local PPE Rank 114



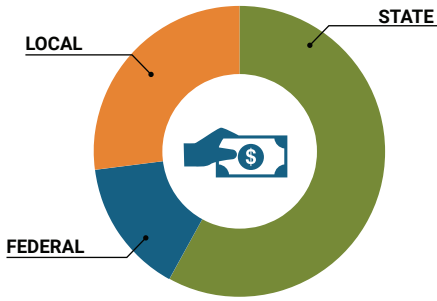
Per Pupil Expenditures among 137 systems

OVERALL SYSTEM RANK 15

* THIS REPORT INCLUDES FISCAL YEAR 2018 DATA

School System Revenue

How was your school system funded?¹



\$6,959,723	STATE	58%
\$1,798,518	FEDERAL	15%
\$3,169,782	LOCAL	27%
— \$1,721,610	Local 10-Mill Match	
\$1,448,172	AVAILABLE LOCAL REVENUE	

VALUE OF 1-MILL For Your School System

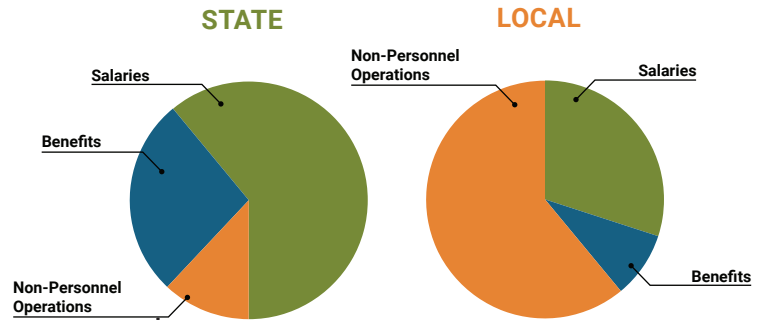
\$172,161

School System Spending

How did your school system spend state & local dollars?¹

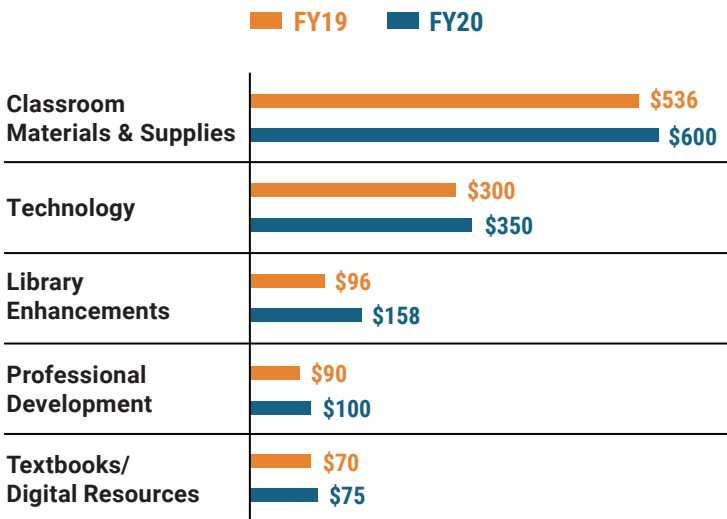
	STATE SPENDING ^{2,3}	LOCAL SPENDING ²
Salaries	\$5,069,395	\$324,093
Benefits	\$2,226,550	\$95,947
Non-Personnel Operations	\$958,313	\$646,128
TOTAL	\$8,254,258	\$1,066,168

¹ Revenues and expenditures may contain nominal variances
² Does not include debt service or capital outlay
³ Includes 10-mill match

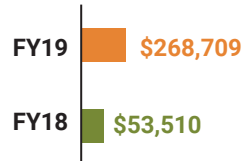


Only 12% of state funding goes to Non-Personnel Operations

Instructional Support



Educational Advancement & Technology Fund⁴



⁴ These one-time supplemental funds may be used for repairs and deferred maintenance, classroom instructional supplies, insurance for facilities, transportation, technology and school safety measures.

System Debt

TOTAL DEBT⁵
\$5,051,368

DEBT PER STUDENT
\$5,053

⁵ The debt totals in system audit reports may differ due to audit adjustments



ALABAMA ASSOCIATION OF SCHOOL BOARDS

Sally Smith, J.D.
Executive Director

Lissa Tucker, J.D.
Director of Government Relations

43 South Jackson Street
Montgomery, Alabama 36104

1-800-562-0601 | AlabamaSchoolBoards.org

@AlaSchoolBoards Facebook.com/AlabamaSchoolBoards