



LEE COUNTY






SCHOOL SYSTEM SNAPSHOT: 2020 EDITION*

2410 Society Hill Road | Opelika, AL 36804 | (334) 705-6000

Superintendent | Dr. James McCoy

Board Members | Larry Boswell, Milford Burkhalter, Ralph H. Henderson, Roger Keel, Rev. Larry Patterson, Brian Roberson, George Spence

By the Numbers

	Schools¹	14
	Students/ADM²	9,486
	Free & Reduced Lunch	58%
	Community Eligibility Program	33%
	Number of Route Buses³	138
	State-Funded Buses ⁴	67%
	Students Bused	5,242
	Full-Time Employees	1,243
	Teachers	628
	Principals/ Assistant Principals	31
	Counselors	19
	Librarians	15
	Other Certified Employees	31
	Support Personnel	519

¹ Schools with enrollment, including Alternative and Career Technical Education

² Average Daily Membership

³ Data collected in FY16 and used for FY18 funding

⁴ Percent of school system bus fleet renewal eligible for state funding

⁵ Calculation excludes Transportation Fleet Renewal and Public School Fund Capital Outlay

⁶ 2017-2018 NEA Rankings of the States



\$7,152,245

Cost of One Month's
Operation⁵

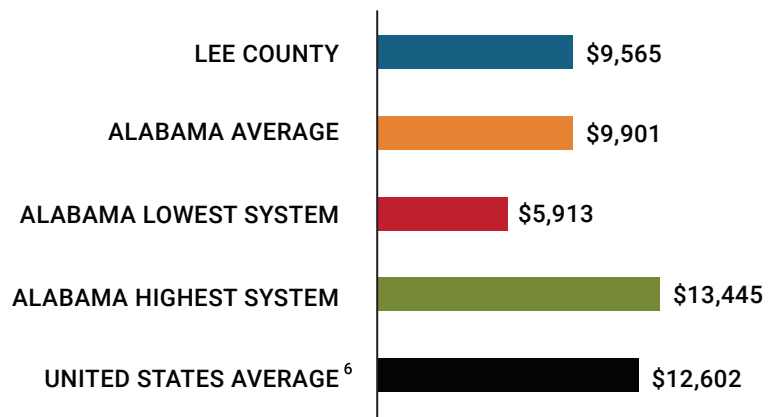


1.59

Number of Months
Reserve Balance

Compare Your School System

Total Per-Pupil Expenditures (PPE)



Lee County

Per Pupil Expenditures

Federal PPE Rank **120**

State PPE Rank **86**

Local PPE Rank **36**



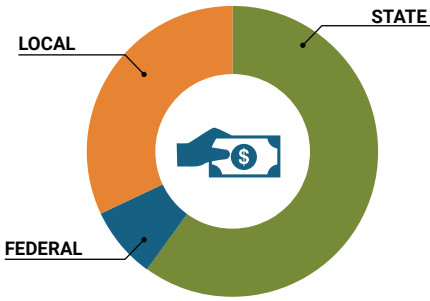
Per Pupil Expenditures among 137 systems

OVERALL SYSTEM RANK 78

* THIS REPORT INCLUDES FISCAL YEAR 2018 DATA

School System Revenue

How was your school system funded?¹



\$58,745,035
\$8,386,358
\$32,108,185
— \$5,480,350
\$26,627,835

STATE 59%
FEDERAL 8%
LOCAL 32%
Local 10-Mill Match
AVAILABLE LOCAL REVENUE

VALUE OF 1-MILL For Your School System

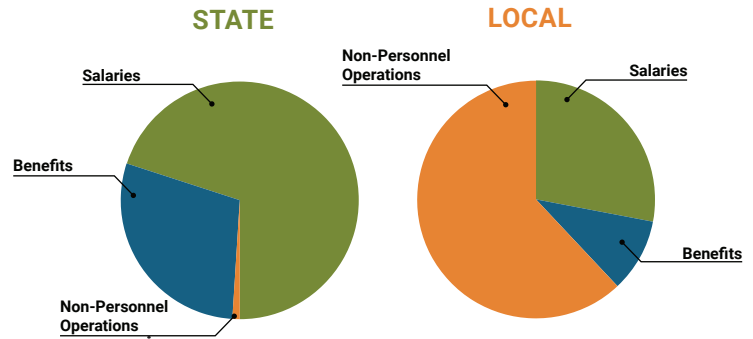
\$548,035

School System Spending

How did your school system spend state & local dollars?¹

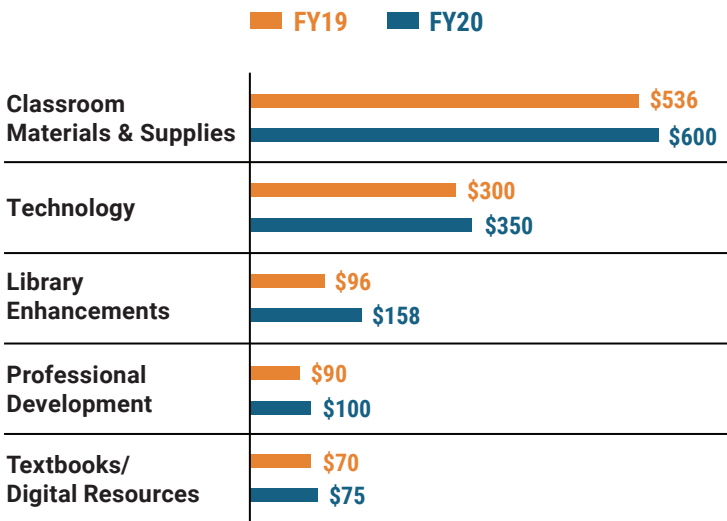
	STATE SPENDING ^{2,3}	LOCAL SPENDING ²
Salaries	\$42,432,405	\$6,039,731
Benefits	\$17,799,614	\$2,104,448
Non-Personnel Operations	\$365,876	\$13,369,867
TOTAL	\$60,597,896	\$21,514,046

¹ Revenues and expenditures may contain nominal variances
² Does not include debt service or capital outlay
³ Includes 10-mill match



Only 1% of state funding goes to Non-Personnel Operations

Instructional Support



Educational Advancement & Technology Fund⁴



⁴ These one-time supplemental funds may be used for repairs and deferred maintenance, classroom instructional supplies, insurance for facilities, transportation, technology and school safety measures.

System Debt

TOTAL DEBT⁵ \$53,176,362 **DEBT PER STUDENT \$5,606**

⁵ The debt totals in system audit reports may differ due to audit adjustments