



DALE COUNTY






SCHOOL SYSTEM SNAPSHOT: 2020 EDITION*

202 S. Hwy 123 Suite E. | Ozark, AL 36360 | (334) 774-2355

Superintendent Ben Baker

Board Members Priscilla McKnight, Dale Sutton, Jerald Cook, Shannon DeLoney, Phillip Parker

By the Numbers

	Schools¹	8
	Students/ADM²	3,420
	Free & Reduced Lunch	59%
	Community Eligibility Program	42%
	Number of Route Buses³	43
	State-Funded Buses ⁴	79%
	Students Bused	1,515
	Full-Time Employees	363
	Teachers	190
	Principals/ Assistant Principals	10
	Counselors	6
	Librarians	7
	Other Certified Employees	9
	Support Personnel	141

¹ Schools with enrollment, including Alternative and Career Technical Education

² Average Daily Membership

³ Data collected in FY16 and used for FY18 funding

⁴ Percent of school system bus fleet renewal eligible for state funding

⁵ Calculation excludes Transportation Fleet Renewal and Public School Fund Capital Outlay

⁶ 2017-2018 NEA Rankings of the States



\$2,052,555

Cost of One Month's
Operation⁵

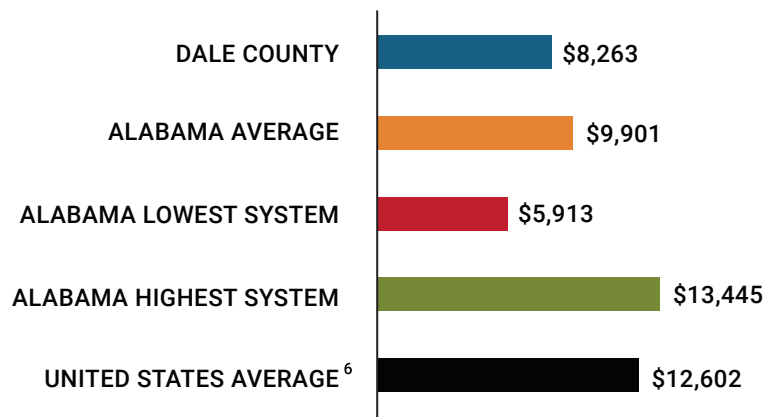


4.27

Number of Months
Reserve Balance

Compare Your School System

Total Per-Pupil Expenditures (PPE)



Dale County

Per Pupil Expenditures

Federal PPE Rank **106**

State PPE Rank **76**

Local PPE Rank **137**



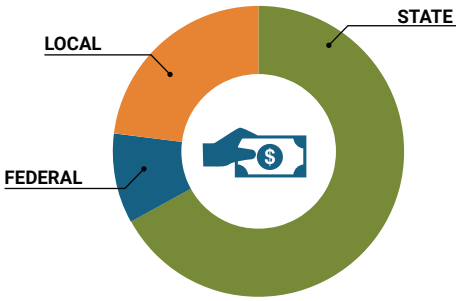
Per Pupil Expenditures among 137 systems

OVERALL SYSTEM RANK 134

* THIS REPORT INCLUDES FISCAL YEAR 2018 DATA

School System Revenue

How was your school system funded?¹



\$21,728,555	STATE	67%
\$3,127,446	FEDERAL	10%
\$7,697,607	LOCAL	24%
— \$1,685,070	Local 10-Mill Match	
\$6,012,537	AVAILABLE LOCAL REVENUE	

VALUE OF 1-MILL For Your School System

\$168,507

School System Spending

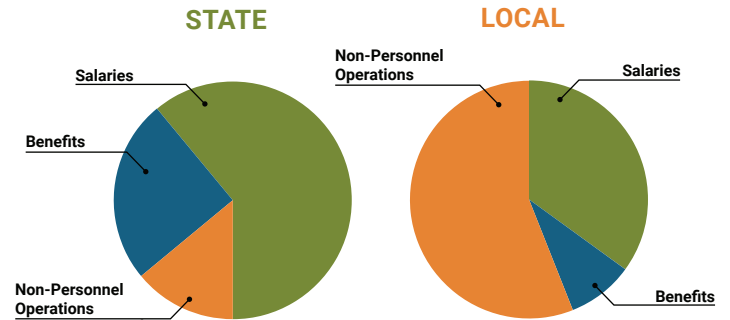
How did your school system spend state & local dollars?¹

	STATE SPENDING ^{2,3}	LOCAL SPENDING ²
Salaries	\$13,575,427	\$563,579
Benefits	\$5,600,969	\$153,203
Non-Personnel Operations	\$2,920,461	\$923,053
TOTAL	\$22,096,857	\$1,639,834

¹ Revenues and expenditures may contain nominal variances

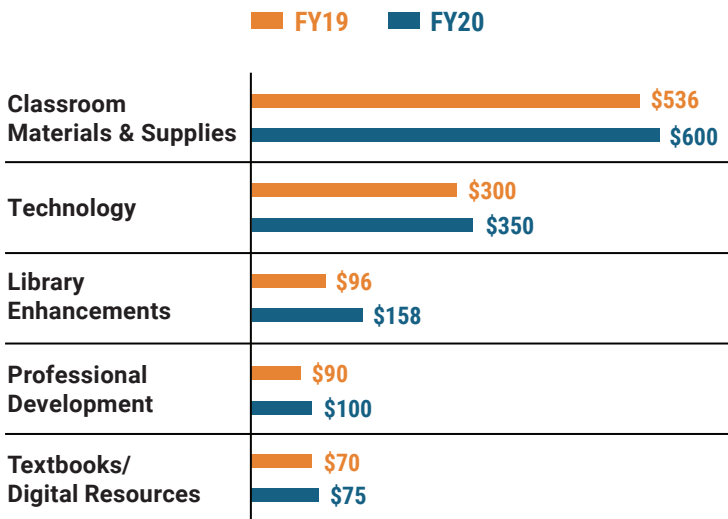
² Does not include debt service or capital outlay

³ Includes 10-mill match

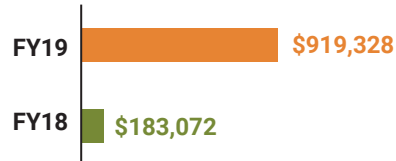


Only 13% of state funding goes to Non-Personnel Operations

Instructional Support



Educational Advancement & Technology Fund⁴



⁴ These one-time supplemental funds may be used for repairs and deferred maintenance, classroom instructional supplies, insurance for facilities, transportation, technology and school safety measures.

System Debt

TOTAL DEBT⁵ \$15,844,261 **DEBT PER STUDENT \$4,632**

⁵ The debt totals in system audit reports may differ due to audit adjustments



ALABAMA ASSOCIATION OF SCHOOL BOARDS

Sally Smith, J.D.
Executive Director

Lissa Tucker, J.D.
Director of Government Relations

43 South Jackson Street
Montgomery, Alabama 36104

1-800-562-0601 | AlabamaSchoolBoards.org

@AlaSchoolBoards Facebook.com/AlabamaSchoolBoards